













SERIE *bosque* bosque series




											
esmalado glazed	<1,25%	3<E≤6%	4,4x10 ⁶ xK ⁻¹	22 a 25 N/mm ²	Cerezo: 2 Castaño/Arce: 3 Alamo: 4	6 - 9	clase 5 class 5	Deslizam. CTE: clase 3 Slipping resist. CTE: class 3	C	R11	



Álamo



Arce



Castaño



Cerezo

Bases *Basic pieces*

Álamo 33x33



Arce 33x33 / 25x25



Castaño 25x25

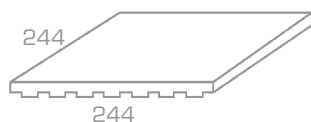


Cerezo 25x25



Base 25x25

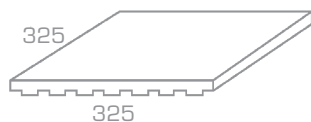
Tile 25x25



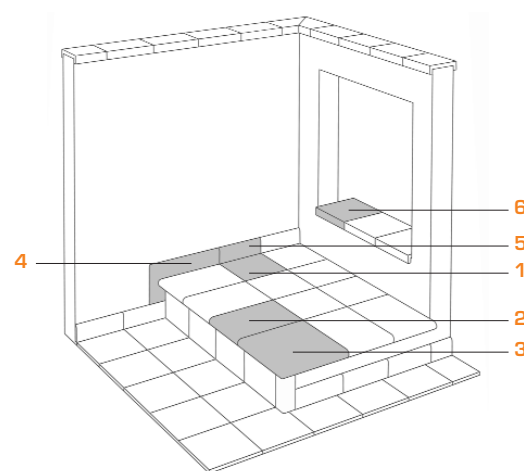
Álamo		Cod. —
Arce		Cod. 02416 MC575
Castaño		Cod. 02400 MC575
Cerezo		Cod. 02408 MC575

Base 33x33

Tile 33x33



Álamo		Cod. 02424 MC625
Arce		Cod. 02448 MC625
Castaño		Cod. —
Cerezo		Cod. —



1 Base	Tile
2 Peldaño	Stair-tread
3 Esquina de peldaño	Stair-tread corner
4 Zanquín	String
5 Rodapié	Skirting board
6 Vierteaguas	Wash

Artículo <i>Item</i>	Medidas (mm) <i>Size (mm)</i>	Espesor (mm) <i>Thickness (mm)</i>	U.M.*	U.M.*		Piezas <i>Pieces</i>		Peso (Kg) <i>Weight (Kg)</i>		
						U.M.*		U.M.*		
Base 25x25 <i>Tile 25x25</i>	244x244	14	M ² SQM	1	60	16	16	26,25	26,25	1575
Base 33x33 <i>Tile 33x33</i>	325x325	16	M ² SQM	0,67	42,67	9	6	33	21,8	1400

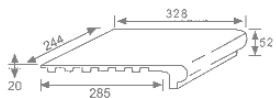
* Unidad de Medida. Los artículos medidos en M² o ML se sirven contando la junta normal entre piezas
 *Unit of measure. Items measured in SQM or LM are delivered assuming average joint between pieces



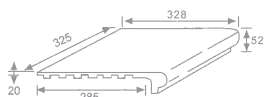
Piezas especiales *Special pieces*

Peldaño ref. 24-25/24-33

Stair-tread ref. 24-25/24-33



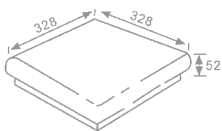
Álamo	Cod. —	
Arce	Cod. 02417	PZ325
Castaño	Cod. 02401	PZ325
Cerezo	Cod. 02409	PZ325



Álamo	Cod. 02425	PZ400
Arce	Cod. 02449	PZ400
Castaño	Cod. —	
Cerezo	Cod. —	

Esquina de peldaño

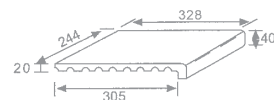
Stair-tread corner



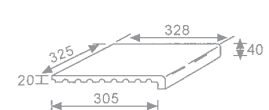
Álamo	Cod. 02427	PZ700
Arce	Cod. 02419	PZ700
Castaño	Cod. 02403	PZ700
Cerezo	Cod. 02411	PZ700

Vierteaguas 25x33/33x33

Wash 25x33/33x33



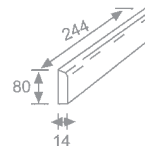
Álamo	Cod. —	
Arce	Cod. 02422	PZ265
Castaño	Cod. 02406	PZ265
Cerezo	Cod. 02414	PZ265



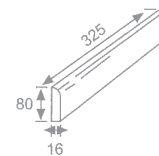
Álamo	Cod. 02430	PZ355
Arce	Cod. 02451	PZ355
Castaño	Cod. —	
Cerezo	Cod. —	

Rodapié 25/33

Skirting board 25/33



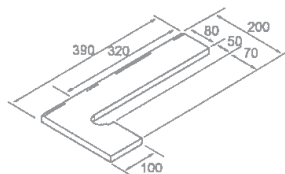
Álamo	Cod. —	
Arce	Cod. 02418	ML190
Castaño	Cod. 02402	ML190
Cerezo	Cod. 02410	ML190



Álamo	Cod. 02426	ML210
Arce	Cod. 02450	ML210
Castaño	Cod. —	
Cerezo	Cod. —	

Zanquín izda.

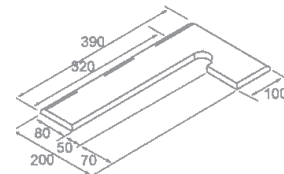
String left side



Álamo	Cod. 02429	PZ190
Arce	Cod. 02421	PZ190
Castaño	Cod. 02405	PZ190
Cerezo	Cod. 02413	PZ190

Zanquín dcha.








String right side



Álamo	Cod. 02428	PZ190
Arce	Cod. 02420	PZ190
Castaño	Cod. 02404	PZ190
Cerezo	Cod. 02412	PZ190

Anchura recomendada de la junta de colocación: 6 - 8 mm
A 6 - 8 mm wide installation joint is recommended.



Artículo Item	Medidas (mm) Size (mm)	Espesor (mm) Thickness (mm)	U.M. *	U.M. *		Piezas Pieces		Peso (Kg) Weight (Kg)		
						U.M.* 	U.M.* 			
Peldaño ref. 24-25 <i>Stair-tread ref. 24-25</i>	244x328x52	20	Pz. Pc.	6	324	1	6	3,52	21,12	1140
Peldaño ref. 24-33 <i>Stair-tread ref. 24-33</i>	325x328x52	20	Pz. Pc.	6	216	1	6	4,2	25,1	906
Esquina de peldaño <i>Stair-tread corner</i>	328x328x52	20	Pz. Pc.	2	72	1	2	5,3	10,6	400
Vierteaguas 25x33 <i>Wash 25x33</i>	244x328x40	20	Pz. Pc.	6	324	1	6	3,6	22,5	1230
Vierteaguas 33x33 <i>Wash 33x33</i>	325x328x40	20	Pz. Pc.	6	216	1	6	4,6	28	1020
Zanquín izda. <i>String left</i>	390x80/200x100	16	Pz. Pc.	10	300	1	10	1,3	13	390
Zanquín dcha. <i>String right</i>	390x80/200x100	16	Pz. Pc.	10	300	1	10	1,3	13	390
Rodapié 25 <i>Skirting board 25</i>	244x80	14	ML LM	11,25	450	4	45	2,3	25,9	1045
Rodapié 33 <i>Skirting board 33</i>	325x80	16	ML LM	8	576	3	24	2,3	18	1296

* Unidad de Medida. Los artículos medidos en M² o ML se sirven contando la junta normal entre piezas
 *Unit of measure. Items measured in SQM or LM are delivered assuming average joint between pieces